

RAYAT SHIKASHAN SANSTHAS
RAJARSHI CHHATRAPATI SHAHU COLLEGE, KOLHAPUR
DEPARTMENT OF STATISTICS

Direct Method


B.Sc.III Statistics Sem-VI ACADEMIC YEAR 2021-22


ROLL NO.	Seat No.	NAME OF THE STUDENT	University						Internal					
			XIII	XIV	XV	XVI	Total	%	XIII	XIV	XV	XVI	Total	%
59	2019026892	PERNOLE AKSHAY NAVNATH	35	35	29	35	134	83.75	10	10	10	10	40	100
60	2019049274	SHETE AMRUTA AJIT	29	27	18	27	101	63.125	9	10	10	10	39	100
61	2019036007	HERLE AMRUTA DHANAJI	34	34	22	35	125	78.125	10	10	10	10	40	100
62	2019042514	SHEJAWAL ASHISH DADASO	32	37	27	34	130	81.25	10	10	10	10	40	100
63	2019001890	MAGDUM BHUSHAN BAPU	34	30	27	34	125	78.125	10	10	10	10	40	100
64	2019012812	KHOT DIPTI PRAKASH	34	34	24	26	118	73.75	10	10	10	10	40	100
65	2019012802	SHINDE MAHESH DATTATRAY	34	34	22	35	125	78.125	10	10	10	10	40	100
66	2019012745	PATIL PAVANKUMAR TANAJI	35	22	19	34	110	68.75	10	10	10	10	40	100
67	2019078479	GAWADE PUJA ANANT	34	34	21	34	123	76.875	10	10	10	10	40	100
68	2019012827	HATAKAR POOJA PIRAJI	34	35	26	32	127	79.375	10	10	10	10	40	100
69	2019013107	SIDRUK POONAM JAYASING	34	32	19	32	117	73.125	10	10	10	10	40	100
70	2019071234	GAWADE PRAJAKTA HANMANT	35	35	22	29	121	75.625	10	10	10	10	40	100
71	2019057086	JAMADADE PRITI PRAVIN	34	30	22	35	121	75.625	10	10	10	10	40	100
72	2019042470	PADWAL RAJASHRI SHANKAR	32	34	24	34	124	77.5	10	10	10	10	40	100
73	2019038583	SURYAWANSHI VIKAS KRISHNAT	34	34	27	34	129	80.625	10	10	10	10	40	100
74	2019042397	GHADAGE RUTUJA KESHAV	32	34	19	34	119	74.375	10	10	10	10	40	100
75	2019071236	GAWADE SANDESH RAMESH	32	32	24	34	122	76.25	10	10	10	10	40	100
76	2019071381	NARALKAR SAMRIDDHI PARASHRAM	32	37	22	27	118	73.75	10	10	10	10	40	100
77	2019081392	PATIL SURAJ RAGHUNATH	35	35	26	34	130	81.25	10	10	10	10	40	100
78	2019042392	DESAI SWATI JAGANNATH	32	30	19	32	113	70.625	10	10	10	10	40	100
79	2019073619	PATIL TUSHAR UTTAM	35	37	26	35	133	83.125	10	10	10	10	40	100
80	2019049272	SURYAVANSHI RANI DILIP	32	26	22	29	109	68.125	10	10	10	10	40	100
81	2019072442	PARAB VRISHALI MANOHAR	35	37	24	29	125	78.125	10	10	10	10	40	100

	Marks obtained outoff 40(University Exam)	% of marks (level)	No.of students in each paper				% of marks (level)	Marks	No.of students			
Y	<18 marks((Level 1)	<45%	0	0	0	0	<60%	<6	0	0	0	0
	<18-24 marks (level 2)	45 to 60%	0	1	12	0	60 to 80%	6-8	0	0	0	0
	>24 marks(level 3)	>60%	23	22	11	23	Above 80%	>8	23	23	23	23
			% of students calculation in three levels									
Z	<18 marks	<45%	0	0	0	0	<60%	Level 1	0	0	0	0
	<18-24 marks	45%to 60%	0	4.34783	52.1739	0	60 to 80%	Level 2	0	0	0	0
	>24 marks	>60%	100	95.6522	47.8261	100	Above 80%	Level 3	100	100	100	100

Use formula to calculate % in above level (z)=(Y*100/no. of students) then use this value in attainment table and assign z in attainment level 1,2,3 accordingly

For University Exam	
Level 1	below 45 % of students scoring more than average marks
Level 2	45-60 % of students scoring more than average marks
Level 3	above 60% of students scoring more than average marks
For Internal Exam	
Level 1	below 60 % of students scoring more than average marks
Level 2	60-80 % of students scoring more than average marks
Level 3	above 80% of students scoring more than average marks


Head
Department of Statistics
Rajarshi Chh. Shahu College, Kolhapur



Principal,
Rajarshi Chh. Shahu College
Kolhapur.


22

RAYAT SHIKASHAN SANSTHAS
RAJARSHI CHHATRAPATI SHAHU COLLEGE, KOLHAPUR
DEPARTMENT OF STATISTICS
ACADEMIC YEAR 2021-22
Attainment Data by Indirect Mehod

Roll No	PRN No .	NAME OF THE STUDENT	MOBILE NO.	Placement (Y/N)	Own business (Y/N)	UG to PG progression (Y/N)	PG Admission
59	2019026892	PERNOLE AKSHAY NAVNATH	7066588044	N	N	Y	Y. C. I. S. Satara
60	2019049274	SHETE AMRUTA AJIT	7875491338	N	N	N	
61	2019036007	HERLE AMRUTA DHANAJI	7666908025	N	N	Y	R. C. S. C. Kolhapur
62	2019042514	SHEJAWAL ASHISH DADASO	9168342049	N	N	Y	S.U. Kolhapur
63	2019001890	MAGDUM BHUSHAN BAPU	9823258755	N	N	Y	S.U. Kolhapur
64	2019012812	KHOT DIPTI PRAKASH	7378760027	N	N	Y	M.I T. Pune
65	2019012802	SHINDE MAHESH DATTATRAY	7972931630	N	N	Y	S.U. Kolhapur
66	2019012745	PATIL PAVANKUMAR TANAJI	8600967119	N	N	Y	M.I T. Pune
67	2019078479	GAWADE PUJA ANANT	7767071996	N	N	Y	M.I T. Pune
68	2019012827	HATAKAR POOJA PIRAJI	9146226198	N	N	Y	S.U. Kolhapur
69	2019013107	SIDRUK POONAM JAYASING	9022008393	N	N	Y	M.I T. Pune
70	2019071234	GAWADE PRAJAKTA HANMANT	9145588269	N	N	Y	M.I T. Pune
71	2019057086	JAMADADE PRITI PRAVIN	8080419153	N	N	Y	M.I T. Pune
72	2019042470	PADWAL RAJASHRI SHANKAR	7745006419	N	N	N	A. S. M. C. Pune
73	2019038583	SURYAWANSHI VIKAS KRISHNAT	7887321942	N	N	Y	S. G. M. Karad
74	2019042397	GHADAGE RUTUJA KESHAV	9075674323	N	N	Y	S. G. M. Karad
75	2019071236	GAWADE SANDESH RAMESH	7798710954	N	N	Y	Y. C. I. S. Satara
76	2019071381	NARALKAR SAMRIDDHI PARASHRAM	8830935024	N	N	Y	M.I T. Pune
77	2019081392	PATIL SURAJ RAGHUNATH	9860672443	N	N	Y	S. G. M. Karad
78	2019042392	DESAI SWATI JAGANNATH	8975662501	N	N	Y	M.I T. Pune
79	2019073619	PATIL TUSHAR UTTAM	8975996121	N	N	Y	S.U. Kolhapur
80	2019049272	SURYAVANSHI RANI DILIP	8605658126	N	N	Y	
81	2019072442	PARAB VRISHALI MANOHAR	9146557391	N	N	Y	M.I T. Pune
			Total	0	0	21	

Level 1	below 45 % of students Placement/Own Buessiness/UG to PG pogression	Total No.of students	23
Level 2	45-60 % of students Placement/Own Buessiness/UG to PG pogression	% students	91.3
Level 3	above 60% of students Placement/Own Buessiness/UG to PG pogression	Attainment Level	Level 3


Head
Department of Statistics
Rajarshi Chh. Shahu College, Kolhapur


Principal,
Rajarshi Chh. Shahu College
Kolhapur.

RAYAT SHIKASHAN SANSTHAS
RAJARSHI CHHATRAPATI SHAHU COLLEGE, KOLHAPUR

DEPARTMENT OF STATISTICS

Course and Program Outcome Attainment 2021-22

Attainment of course outcome										
Semester	Course Code	Course Title	Total No. of Students	% of students above 60% University marks	Level of Attainment	80% of Attainment Level in end term exam (I)	% of students above average internal marks	Level of attainment	20% of Attainment Level in internal exam (II)	Attainment of Course (I+II)
Semester V	IX	Probability Distributions	23	82.61	3	2.4	100	3	0.6	3
	X	Statistical Inference -I	23	26.09	1	0.8	100	3	0.6	1.4
	XI	Design of Experiments	23	82.61	3	2.4	100	3	0.6	3
	XII	R Programming and Quality Mangement	23	100.00	3	2.4	100	3	0.6	3
Semester VI	XIII	Probability Theory and Applications	23	100.00	3	2.4	100	3	0.6	3
	XIV	Statistical Inference -II	23	95.65	3	2.4	100	3	0.6	3
	XV	Sampling Theory	23	47.83	2	1.6	100	3	0.6	2.2
	XVI	Operation Research	23	100.00	3	2.4	100	3	0.6	3
		Practical		23	100.00	3	2.4	100	3	0.6
					Total	19.2	900	27	5.4	24.6
					Average	2.13	100.00	3.00	0.60	2.73


For University Exam	
Level 1	below 45 % of students scoring more than average marks
Level 2	45-60 % of students scoring more than average marks
Level 3	above 60% of students scoring more than average marks

For Internal Exam	
Level 1	below 60 % of students scoring more than average marks
Level 2	60-80 % of students scoring more than average marks
Level 3	above 80% of students scoring more than average marks

Average Attainment by Direct Method	Average Attainment by indirect Method	80% of Average	20% of Average	Average Attainment	Target Attainment level	Remark
2.73	3	2.18	0.6	2.78	Level 5	Target Achieved

Program outcome Level	Target Attainment
Level 1	0.5 - 1.0
Level 2	1.0 - 1.5
Level 3	1.5 - 2.0
Level 4	2.0 - 2.5
Level 5	2.5 - 3.0


Head
 Department of Statistics
 Rajarshi Chh. Shahu College, Kolhapur


Principal,
 Rajarshi Chh. Shahu College
 Kolhapur.